

7020 DORSEY ROAD

HILLSIDE BUSINESS PARK, HANOVER, MD 21076

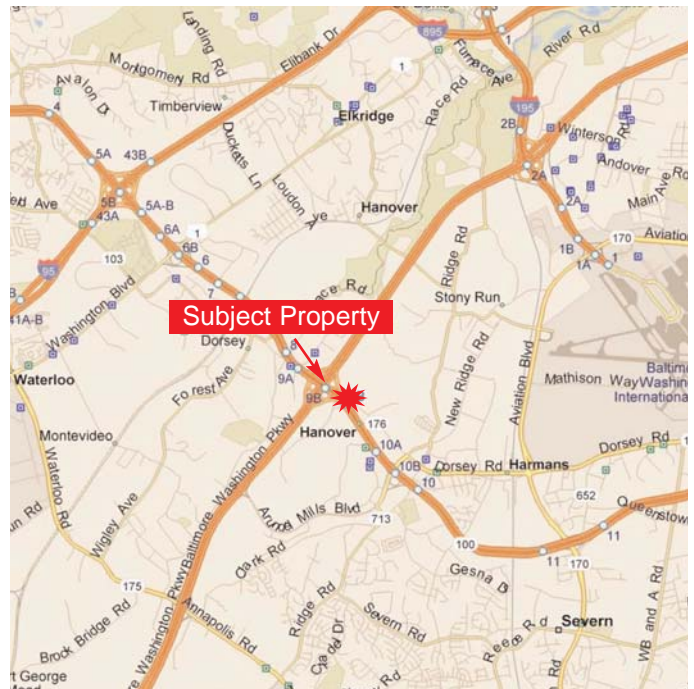


NOW AVAILABLE • FOR LEASE

15,300 +/- Square Foot Warehouse Building

WAREHOUSE BUILDING SPECS

- Exterior Wall - Tilt-up concrete
- Framing - Steel columns and bar joists
- Column Spacing - 42' 5" wide x 45' deep (typical)
- Bay Sizes - From 7,650 SF; Depths - 180' (east end - 220')
- Ceiling Clearance - 28' to joist
- Floors - 6" reinforced concrete
- Lighting - Metal halide fixtures (20 foot-candles)
- Loading - 18 dock high with bumpers (8' x 10')
- ESFR Sprinkler System
- Parking - 122 spaces
- Truck Court - 130' deep; concrete pad 55'
- Zoning - WI (Light Industrial)
- Rental Rate - \$5.95 psf, net of real estate taxes (\$0.66 psf), insurance (\$0.10 psf), CAM (\$0.85 psf)



FOR MORE INFORMATION CONTACT:

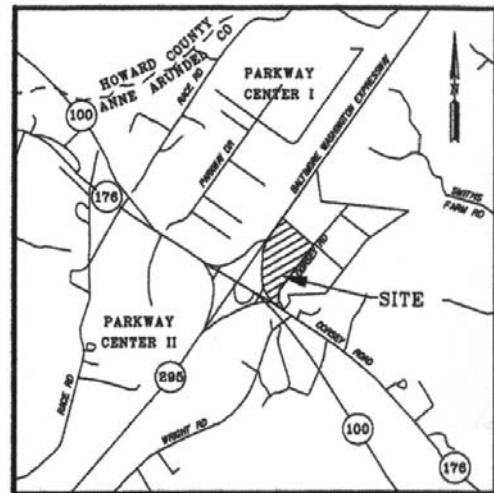
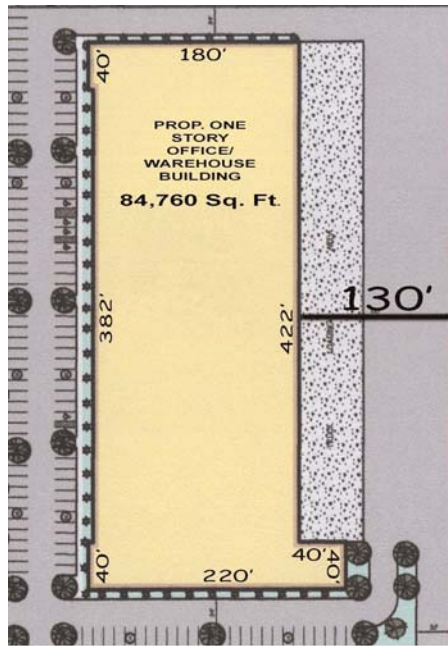
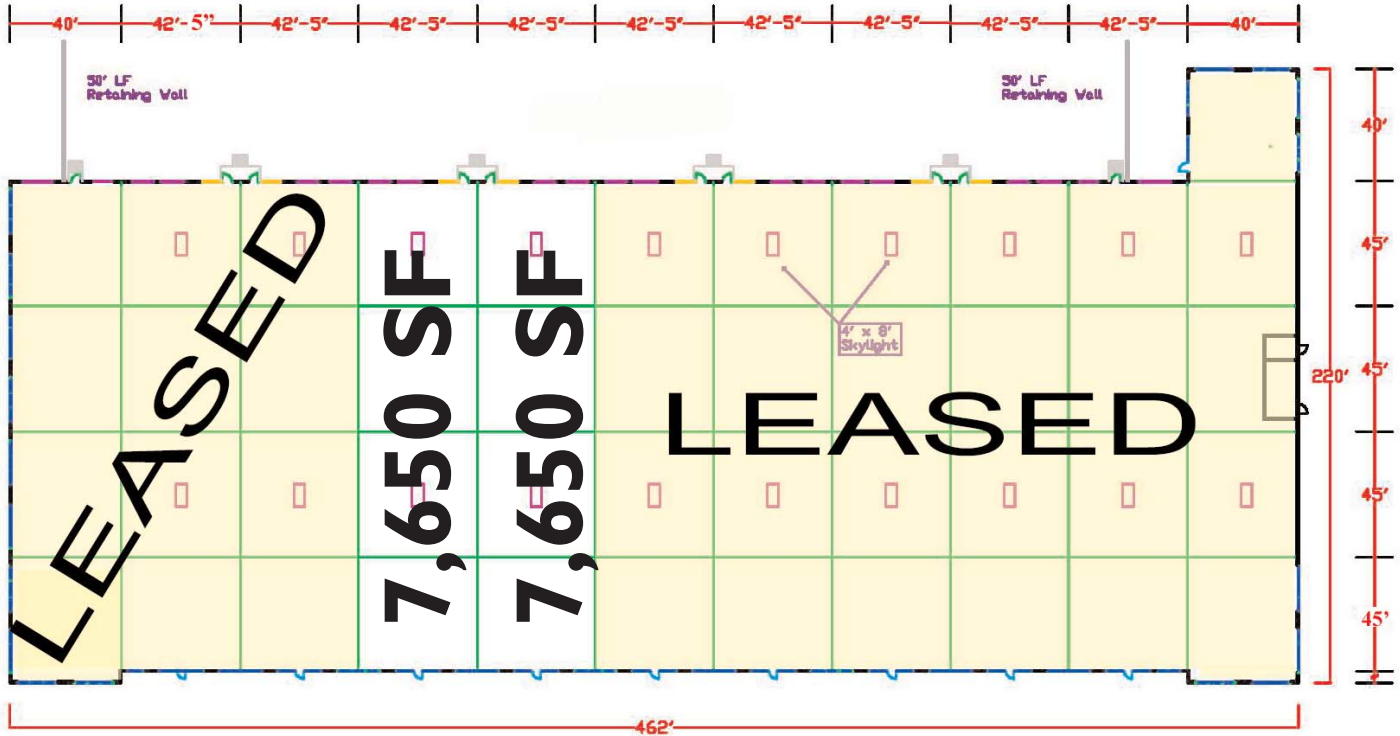
J. Richard Latini, SIOR
410.296.7613
rlatini@collierspinkard.com

J. Andrew Faraone
410.953.6681
afaraone@collierspinkard.com



7020 DORSEY ROAD

HILLSIDE BUSINESS PARK, HANOVER, MD 21076



FOR MORE INFORMATION CONTACT:

J. Richard Latini, SIOR
410.296.7613
rlatini@collierspinkard.com

J. Andrew Faraone
410.953.6681
afaraone@collierspinkard.com

